



District Report Card: 2017


State: Meghalaya	District: East Garo Hills
Class: 5	Subject: Language
Schools: 57	Students: 700


Participation/Coverage


Students

<div>GENDER</div> <div></div>	Boys				Girls			
	Number		%		Number		%	
	322		46.00		378		54.00	

<div>AREA</div> <div></div>	Rural				Urban			
	Number		%		Number		%	
	446		63.71		254		36.29	

<div>CATEGORY</div> <div></div>	SC		ST		OBC		GEN	
	Number	%	Number	%	Number	%	Number	%
	4	0.57	669	95.57	2	0.29	25	3.57

<div>CWSN</div> <div></div>	LD	VI	HI	S&LD	ID	Oth
	0	0	0	0	0	5

<div>Management</div> <div></div>	Government			Government-aided		
	Number		%	Number		%
	321		45.86	379		54.14

Average Performance of Students in Language (%)

Overall	Gender		Area		Management		Social Group			
	Male	Female	Rural	Urban	Govt.	Aided	SC	ST	OBC	GEN
38.00	36.87	38.96	37.79	38.37	37.05	38.80	50.00	38.14	36.67	32.53

Performance on Learning Outcomes (LOs)

Learning Outcomes	Description	Average Performance(%)
L504	Reads and comprehends independently storybooks, news items/ headlines, advertisements etc.	38.57
L508	Reads text with comprehension, locates details and sequence of events	37.71

Range of Performance of Students who Answered Correctly							
Below 30%		30% - 50%		50% - 75%		Above 75%	
Number	%	Number	%	Number	%	Number	%
222	31.71	318	45.43	151	21.57	9	1.29

Lowest Performing Learning Outcomes (LOs)

- 1 - Reads text with comprehension, locates details and sequence of events (37.71)
- 2 - Reads and comprehends independently storybooks, news items/ headlines, advertisements etc. (38.57)